















## 500MHz Jumper Settings

This Technote relates to the Gateway ALR 7200, 7300, 8200, and 8300 systems equipped with 500MHz Pentium II processor. Refer to the table below for the proper jumper settings:

**Warning!** Do not run your CPU at a speed higher than it is rated or you will cause irreparable damage to your system!

Pentium II	Auto-Detect Bus Speed	CPU Speed Settings JP22
266 MHz	66	2  8 1  7
300 MHz	66	2  8 1  7
333 MHz	66	2  8 1  7
350 MHz	100	2  8 1  7
400 MHz	100	2  8 1  7
450 MHz	100	2  8 1  7
500 MHz	100	2  8 1  7